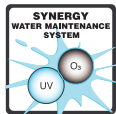




HEART

PASSION SPAS SIGNATURE COLLECTION

passion
SPAS | love your senses



SPECIFICATIONS/GENERAL

Dimensions LxWxH.....	210x170x78 cm
Number of Seats.....	2
Capacity in Liter.....	800
Dry Weight in kg.....	200
Full Weight in kg.....	1000
Shell Material.....	Aristech® Acrylic with Vinylester and Polyester
Synthetic Maintenance Free Cabinet.....	Standard
Removable Side Panels.....	4
Durable Support System.....	Synthetic
Everlast™ Full Floor Support Material.....	Polyester
High Density Urethane Insulation.....	Standard
Cup Holders.....	4

WATER SYSTEM

Total jets.....	38
Water Jets, Stainless Steel.....	31
Air Injector Jets.....	8
Air Control Valve.....	1
Filters / Surface.....	(1) 50 Square Feet
Top Access Skim Filter.....	High-Volume Vortex Skimmer
Floor Drain.....	1
External Drain.....	1
Hi Flow Suctions.....	2
5" Massage Jets, Directional, Rotational and Pulsational.....	2
3" Directional Jets.....	7
2" Directional Jets.....	20
Ozone Jets.....	1

SPECIAL FEATURES

Soft Air Massage System.....	Standard
Molded Headrest Soft Pillows with LED Light.....	2
StarBrite Interior LED Light System.....	Standard
Exterior Corner LED Lighting.....	2
Aromatherapy System.....	Standard
Ozone Sanitation System.....	Standard
Synergy Water Maintenance System.....	Standard
Ultra Efficient Dual-Wrap Cabinet Insulation.....	Standard
5/4 Ultra Efficient Walk-On Cover.....	Standard

PUMP INFORMATION

Massage Pump 1: LX LP300.....	2.2 kw
Filtration Pump: LX WTC50M.....	250 w
Air Pump: LX AP300.....	300 w

ELECTRICAL SYSTEM

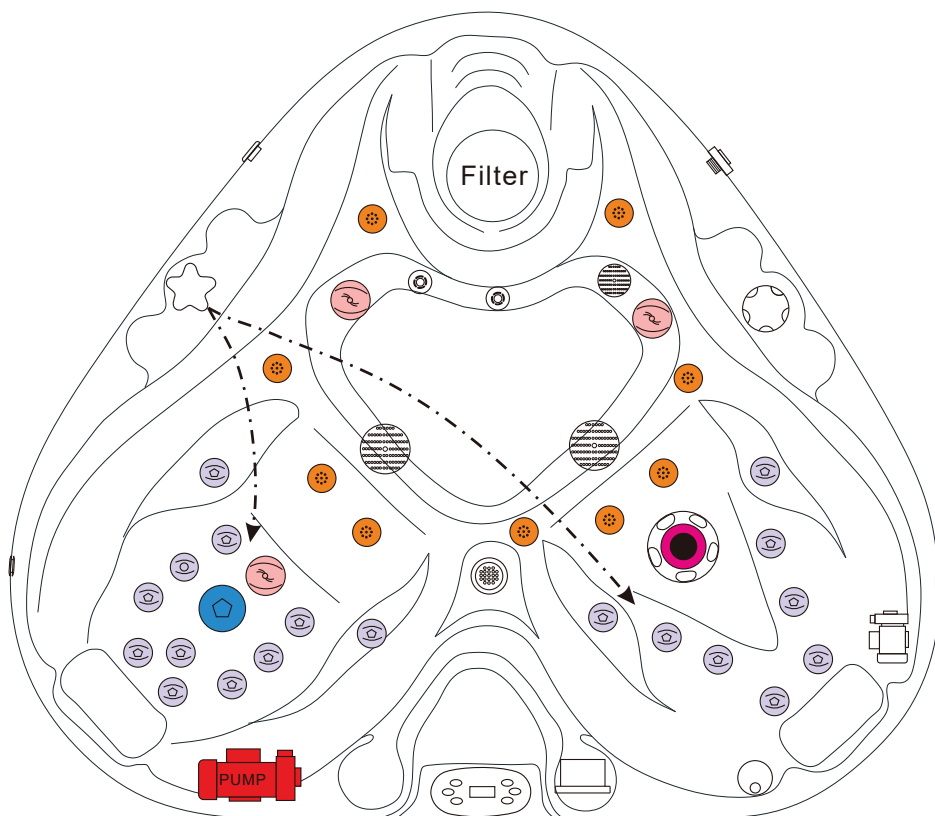
Voltage.....	230 V
Amperage.....	16 A
Full Flow Electric Heater.....	2 kW
Control System.....	Balboa GS510DZ
Light (18 x Multi Color LED).....	Standard
Electronic Topside Control.....	Balboa TP600












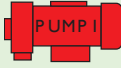









HEART

PASSION SPAS SIGNATURE COLLECTION

POWER SUPPLY
 1x 16A/230V or
 2x 16A/230V



- | | | | | | | | |
|---|-------------------|-------|---|-------------------|--------|---|----------------------------|
|  | Clusterjet 150293 | 19pcs |  | Air Control | 150520 |  | Controller & Heater 152220 |
|  | Mini Jet 150126 | 3pcs |  | Optional Air Pump | 150827 |  | Drainage 150511 |
|  | Power Jet 150155 | 1pc |  | Aromatherapy | 150560 |  | WTC50 Circ. Pump 150817 |
|  | Swim Jet 150202 | 1pc |  | Pillow | 150403 |  | LP300 Mass. Pump 150818 |
|  | Blowerjet 150561 | 9pcs |  | Filter Lid Black | 159111 |  | TP600 Display 151059 |
|  | Spa Light 150766 | 1pc |  | Filter 4ch-949 | 151131 | | |
|  | Suction 150516 | 1pc | | | | | |
|  | Suction 150517 | 2pcs | | | | | |